

TRICARE®

Brand Guide

Media • Publications • Web

AUGUST 2024



TABLE OF CONTENTS

INTRODUCTION	3
1. TRICARE Logo	4
Primary logo	4
Standard Size	5
Minimum Size	5
Clear space	5
Primary Logo Colors	6
One color logo	6
Logo placement	6
Unacceptable Use	7
Co Branding	8
2. TRICARE Wordmark	10
Wordmark	10
Minimum Size	10
Clear space	10
Wordmark Color	11
Wordmark placement	11
Unacceptable Use	12
3. Typography	13
Typeface Usage	13
Alternate Fonts	13
4. Color Palette	14
Primary Colors	14
Secondary Colors	14
Neutral Colors	15
Color Groupin	16
Color in action	16
Accessibility	17
5. Program Trademarks	18
6. Trademark Guide Usage	19

INTRODUCTION

TRICARE is the health care program serving active duty service members, National Guard and Reserve members, retirees, their families, survivors, and certain former spouses worldwide. Managed by the Defense Health Agency (DHA), TRICARE brings together the health care resources of the uniformed services and supplements them with networks of civilian health care professionals, institutions, pharmacies, and suppliers to provide access to high-quality health care services while maintaining the capability to support military operations.

The TRICARE name, select program option names, and logos are registered trademarks of the U.S. Department of Defense (DOD), Defense Health Agency (DHA), and may not be used or reproduced without its written consent.

Why do we need style guidelines?

The TRICARE brand name is internationally known to represent the health care services provided by the DHA to 9.6 million beneficiaries in partnership with military health care providers and staff. The TRICARE program is of highest interest to Congress, military and veterans organizations, DOD leaders, federal agencies, and the health care industry worldwide. This style guide provides the details and specifics on how the TRICARE marks will be used by the DHA and other government and civilian organizations.

You can download the latest version of the brand guide at www.tricare.mil/brand.

This brand guide details the required use of the TRICARE marks to ensure:

- Protection of the TRICARE brand
- Appropriate use of the TRICARE registered marks in relation to all services or products
- Consistent use of the TRICARE marks in compliance with trademark registration

Who should use this style guide?

DHA staff, other DOD organizations, contractor partners, and licensees should use these guidelines when reproducing the TRICARE registered marks on or in relation to their communications products and services.

What does this style guide cover?

The specific parameters of this guide are intended to preserve and protect TRICARE's brand identity related to:

- Logo standards
- Wordmark standards
- Publication and web guidelines
- Trademark usage guidelines

1. TRICARE Logo

Primary logo

The TRICARE logo comprises three elements — the symbol, the wordmark, and the registration mark. The logo application must include all three elements.



1.The Symbol

The symbol consists of two graphic elements — waves and stars. The three waves and three stars represent the stars and stripes in the American flag.

2.The Wordmark

The wordmark consists of specially created and spaced letter forms which may not be modified in any way. The word “TRICARE” is placed beneath the symbol and set in Futura Bold.

3.The Registration Mark

The registration mark symbol ® is required when using the logo. The placement of the ® must be located consistently to the top right of the “E” as shown. The registration mark must be visible in both print (for example, documents and apparel) and electronic products (for example, web sites, videos, and emails).

The two-color version of the logo is always preferred. The colors are Pantone 280 (stars) and Pantone 186 (waves, wordmark, and registration mark). Always use the corresponding color equivalents (see next page) when not using Pantone spot inks.

Standard Size

Maintaining the legibility and integrity of the logo is essential. The preferred size of the logo is 2" x 1" when used in conventional printing methods. When impractical to use 2" x 1", proportions of height and width must be maintained.



Minimum Size

In order to maintain legibility, the minimum size of the TRICARE logo is 0.8" x 0.4".




If it is not possible to use the logo at least 0.8"x0.4", please use the TRICARE wordmark instead (see page 9).

Clear space

To ensure the prominence and legibility of the TRICARE logo, always surround it with a field of clear space. This field area isolates the TRICARE logo from competing graphic elements, such as text, photography, or other logos that may divert attention from the TRICARE logo.

The amount of clear space required around the logo is equal to one-half height of the TRICARE logo. This ratio should be maintained as the minimum amount of space on all materials where the logo appears.



Primary Logo Colors

The TRICARE logo colors are equivalent to the Pantone® numbers listed below. For four-color process printing, use the Cyan-Magenta-Yellow-Black (CMYK) values listed below. For on-screen applications, refer to the Red-Green-Blue (RGB) values specified. For Web applications, refer to the RGB values. We determined these builds based on the industry standard Pantone Color Bridge equivalents.



TRICARE Dark Blue
Pantone: 280
CMYK: 100/85/0/0
RGB: 20/55/125
Hex: #14377d



TRICARE Red
Pantone: 186
CMYK: 9/99/77/8
RGB: 188/36/61
Hex: #bc243d

One color logo

The one-color versions of the logo are all Pantone 280 (blue), all Pantone 186 (red), or 100% Black.



Logo placement

The logo should always appear on a background with enough contrast for legibility. When placing the TRICARE logo on a solid color background:

- Use 100% Black version of the logo; or
- Set background color opacity at 15% or lower.



black only logo on colored background



2 color logo on background with 15% opacity











do not reverse the logo out of a colored background

Unacceptable Use

Incorrect use of the TRICARE logo can compromise its integrity and effectiveness. To ensure accurate and consistent reproduction of the logo, always use the approved digital artwork. Never alter, add to, or recreate the TRICARE logo. You can download approved artwork at www.tricare.mil/brand.

Under no circumstance may any of the following applications be used to represent the TRICARE logo.

 <p>The TRICARE logo is shown with a light blue tint. A red circle with a white 'X' is in the top right corner.</p>	 <p>The TRICARE logo is overlaid on a blue and white geometric pattern. A red circle with a white 'X' is in the top right corner.</p>	 <p>The TRICARE logo is shown in grayscale. A red circle with a white 'X' is in the top right corner.</p>	 <p>The TRICARE logo is shown with the words 'TRICARE' and 'Dental Program' in a blue box below it. A red circle with a white 'X' is in the top right corner.</p>
<p>Do not tint the logo colors.</p>	<p>Do not place the logo on photographs or patterns.</p>	<p>Do not add other effects to the logo.</p>	<p>Do not place words or images within the protected area.</p>
 <p>The TRICARE logo is shown stretched horizontally. A red circle with a white 'X' is in the top right corner.</p>	 <p>The TRICARE logo is shown with altered spacing between the symbol and the wordmark. A red circle with a white 'X' is in the top right corner.</p>	 <p>The TRICARE logo is used as a repeating motif in a grid pattern. A red circle with a white 'X' is in the top right corner.</p>	 <p>The wavy lines portion of the TRICARE logo is used as a motif. A red circle with a white 'X' is in the top right corner.</p>
<p>Do not stretch or distort the logo.</p>	<p>Do not alter the spacing between the symbol and the wordmark.</p>	<p>Do not use the logo as a motif or graphic design element.</p>	<p>Do not use the logo as a motif or graphic design element.</p>

Co Branding

TRICARE will work closely with contractors, partners, and other government organizations desiring to create approved materials to maintain graphic integrity of the registered marks. For approved cobranded materials, the TRICARE logo may never be smaller than the partner logo(s). The TRICARE logo may be collocated with partner logos in a 50%-50% proportional relationship, with sufficient clear space all around.

Using the TRICARE standard size, the vertical rule version will be separated by a 1 pt. vertical rule. The distance from the vertical rule is 0.25" from either logo. Rule height is determined by the height of the logo. The rule weight and distance should remain similarly proportioned if logos are smaller or larger.

Here are the instances where cobranding is allowed with examples of use.

TRICARE with Department of Defense



TRICARE with US Family Health Plan, a TRICARE Prime Option



The US Family Health Plan (USFHP) is DOD-sponsored TRICARE Prime option for eligible TRICARE beneficiaries.

TRICARE with TRICARE Contractors

TRICARE contractors include:

- Managed care support contractors
- Dental contractors
- Pharmacy contractor
- TRICARE Medicare Eligible Program contractor (TRICARE For Life)
- Others related to the administration of the TRICARE benefit, including subcontractors for claims processing or other actions.

Beneficiary communications pertaining to the benefit must be branded with TRICARE only, with these exceptions:

EOBs, Invoices, and similar documents: Cobranding is allowed but not required.

Disclaimer: Contractors may include a disclaimer statement about the relationship between themselves and TRICARE: TRICARE is administered in the [region] by [contractor].

For example:

- TRICARE is administered in the East region by Humana Military.
- TRICARE is administered in the West region by TriWest.
- TRICARE pharmacy benefits are administered by Express Scripts.

Cobranding is permissible for network provider communications but not required.

Cobranding for other products created by TRICARE contractors must be approved by the TRICARE brand manager or their designee before publication.

2. TRICARE Wordmark

Wordmark

The TRICARE wordmark comprises two elements — the word “TRICARE” and the registration mark. The wordmark must include the two elements.

1. The Word

The word “TRICARE” is set in Futura Bold.

2. The Registration Mark

The registration mark symbol ® is required when using the wordmark. The placement of the ® must be located consistently to the top right of the “E” as shown. The registration mark must be visible in both print (for example, documents and apparel) and electronic products (for example, web sites and videos) when the wordmark is used.



Exceptions: Use of the word “TRICARE” within the text of a document does not require use of the registration mark. In this case, the word “TRICARE” should be in all capital letters and consistent with the font size and style of the remainder of the text, including titles, headings, and subheadings.

Minimum Size

In order to maintain legibility, the minimum size of the TRICARE wordmark is 0.6” x 0.1”.

TRICARE® height: 0.1”
width: 0.6”

Clear space

To ensure the prominence and legibility of the wordmark, always surround it with a field of clear space. This field area isolates the wordmark from competing graphic elements, such as text, photography, or other logos that may divert attention from the wordmark.

The amount of clear space required around the wordmark is equal to the height of the wordmark.



Wordmark Color

The TRICARE wordmark is always displayed in a single color: Pantone 280 (blue), Pantone 186 (red), 100% black, or 100% reversed out (white). The wordmark colors are equivalent to the Pantone numbers listed below. For four-color process printing, use the Cyan-Magenta-Yellow-Black (CMYK) values listed below. For on-screen applications, refer to the Red-Green-Blue (RGB) values specified. For Web applications, refer to the RGB values. These builds were determined based on the industry standard Pantone Color Bridge equivalents.

TRICARE®

TRICARE®

TRICARE®

TRICARE®



Pantone: 280
CMYK: 100/85/0/0
RGB: 20/55/125
Hex: #14377d



Pantone: 186
CMYK: 9/99/77/8
RGB: 188/36/61
Hex: #bc243d



100% Black
Hex: #000000



White
Hex: #ffffff

Wordmark placement

The wordmark should always appear on a background with enough contrast for legibility. When placing the TRICARE wordmark on a solid color background, you must ensure that the logo has a contrast ratio of at least 4.5:1.



You may place the wordmark on a light background as long as the contrast ratio is at least 4.5:1.



You may place a white wordmark on top of a dark background as long as the contrast ratio is at least 4.5:1.



Do not place the wordmark on a background where the contrast ratio is less than 4.5:1.

Unacceptable Use

Incorrect use of the TRICARE wordmark can compromise its integrity and effectiveness as a trademark. To ensure accurate and consistent reproduction of the wordmark, always use the approved digital artwork. Never alter, add to, or recreate the TRICARE wordmark. You can download approved artwork at www.tricare.mil/brand.

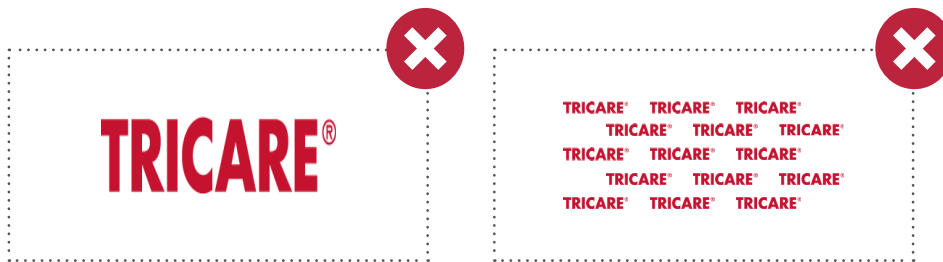
Under no circumstance may any of the following applications be used to represent the TRICARE wordmark.



Do not tint the wordmark colors.

Do not place the wordmark on photographs or patterns.

Do not add other effects to the wordmark.



Do not stretch or distort the wordmark.

Do not use the wordmark as a motif or graphic design element.

3. Typography

The correct use of typefaces is essential to maintain the TRICARE brand identity by adding consistency and continuity. For TRICARE, this includes the typefaces ITC Franklin Gothic and Minion Pro. Both typefaces include a wide variety of styles and weights that can be used in different arrangements to give TRICARE products a consistent and professional appearance.

Typeface Usage

Adhere closely to these guidelines when using TRICARE typefaces:

- Do not use special effects, such as drop shadow, that compromises legibility.
- Do not distort the typefaces (for example, expand, condense, or modify the letterforms).
- Do not substitute typefaces other than the recommended alternate fonts listed.

Franklin Gothic Font Family

(Typeface Samples)

Franklin Gothic Book

Franklin Gothic Book Italic

Franklin Gothic Book Condensed

Franklin Gothic Book Condensed Italic

Franklin Gothic Medium

Franklin Gothic Medium Italic

Franklin Gothic Medium Condensed

Franklin Gothic Medium Condensed Italic

Franklin Gothic Demi

Franklin Gothic Demi Italic

Franklin Gothic Demi Condensed

Franklin Gothic Demi Condensed Italic

Franklin Gothic Heavy

Franklin Gothic Heavy Italic

Adobe Garamond

(Typeface Samples)

Adobe Garamond Regular

Adobe Garamond Italic

Adobe Garamond Semibold

Adobe Garamond Semibold Italic

Adobe Garamond Bold

Adobe Garamond Bold Italic

Alternate Fonts

Because not all systems have the recommended fonts installed, we allow using alternate fonts. When developing presentations in Microsoft PowerPoint or documents in Microsoft Word, replace Franklin Gothic with Arial. For use on the web, replace Franklin Gothic and Adobe Garamond with “Lucida Sans Unicode.”

4. Color Palette

The approved colors for TRICARE's print materials are below. Give preference to this palette before any other color. This will help ensure the aesthetic quality and visibility of marketing materials. For example, you can use these colors for background and headline colors. When printing four-color process, be sure to specify the four-color CMYK builds listed below.

For the colors below, ideally use tints of 10%, 30%, 70% and 100%. Note: The TRICARE wordmark may use any of the primary colors in addition to 100% black or reversed-out type (white).

Primary Colors

The primary colors below should be the main colors used in every TRICARE product. These colors are warm and bright, creating a positive and inviting look and feel.



TRICARE Dark Blue
CMYK: 100/85/5/22
RGB: 20/55/125
Hex: #14377d



TRICARE Medium Blue
CMYK: 92/57/0/0
RGB: 0/107/182
Hex: #006bb6



TRICARE Light Blue
CMYK: 100/10/0/0/2
RGB: 0/157/222
Hex: #009dde



TRICARE Teal (Unlock)
CMYK: 77/12/28/0
RGB: 0/168/182
Hex: #00A8B6



MHS Teal
CMYK: 72/0/42/0
RGB: 2/191/172
Hex: #02bfac



TRICARE Red
CMYK: 19/99/77/8
RGB: 188/36/61
Hex: #bc243d



TRICARE Orange
CMYK: 4/67/99/0
RGB: 234/116/37
Hex: #ea7425




DHA Gold
CMYK: 19/0/100/0
RGB: 217/224/34
Hex: #ffd03f

Secondary Colors

The secondary colors below should be used in combination with the primary colors. These colors are lighter and less saturated than the primary swatches and should be used as accents only.



Sky
CMYK: 10/10/0/0
RGB: 224/222/240
Hex: #e0def0



Avocado
CMYK: 8/0/16/0
RGB: 234/243/220
Hex: #eaf3dc




Pale Yellow
CMYK: 1/1/30/0
RGB: 255/245/191
Hex: #fff5bf



Steel
CMYK: 32/0/16/0
RGB: 171/221/217
Hex: #abddd9



Cayenne
CMYK: 2/30/22/0
RGB: 242/189/180
Hex: #f2bdb4



White Smoke
CMYK: 0/6/4/0
RGB: 252/238/235
Hex: #fceebe

Neutral Colors

Neutral colors are similar to secondary colors in that they should be used in combination with the primary colors and should be used as accents.



Designer Black
 CMYK: 60/40/20/100
 RGB: 0/0/8
 Hex: N/A (For Print Only)



100% K Black
 CMYK: 0/0/0/100
 RGB: 35/31/32
 Hex: #000000




Gray
 CMYK: 0/0/0/82
 RGB: 84/84/86
 Hex: #545456



Dim Gray
 CMYK: 0/0/0/59
 RGB: 130/132/135
 Hex: #828487



Dark Gray
 CMYK: 0/0/0/33
 RGB: 182/184/186
 Hex: #b6b8ba



Gainsboro
 CMYK: 0/0/0/14
 RGB: 222/223/224
 Hex: #dedfe0

Web Colors

The following color palette is sourced from the TRICARE TBSO Redesign Style Guide (2016). Derivative colors were created to extend the palette and are listed here as well.



Dk Blue
 #14377D



Med Blue
 #006BB6




Light Blue
 #009DDE




Orange (508)
 #C0560f



Dk Orange (button hover)
 #943F05



Lt Blue 2
 #B8EDFF




Lt Blue 3
 #E4F5FC



Lt Blue 4
 #EFFAFF



Tan 1
 #E1DFD2



Tan 2
 #F7F8F3



Red
 #BC243D




Dk Red (MHS Red)
 #790000



Gray 1
 #545456

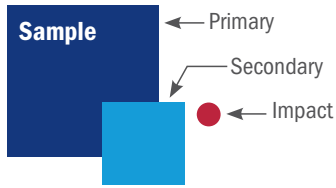


Gray 2
 #ACACAC

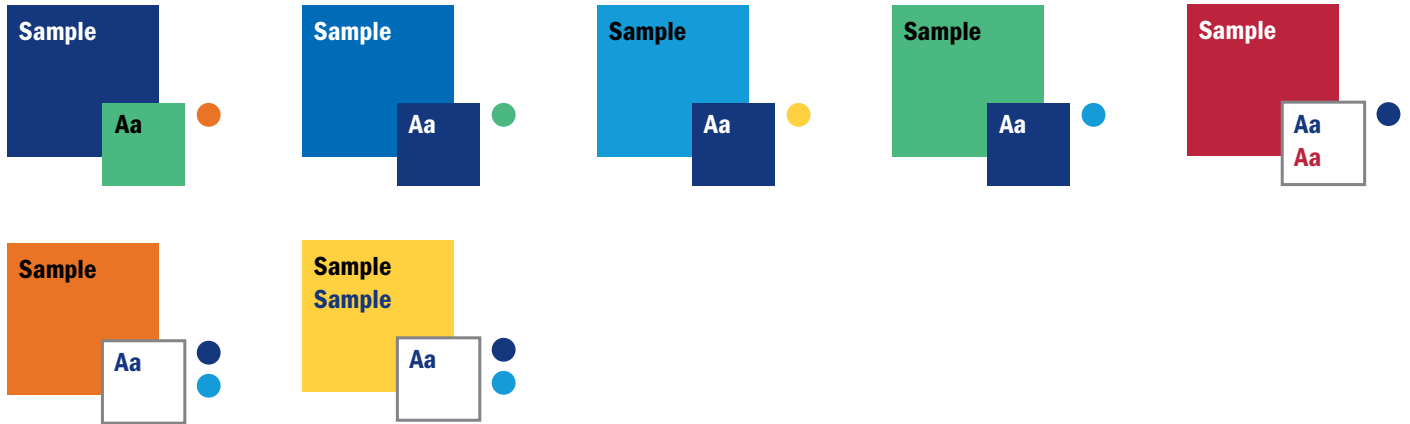


Gray 3
 #E1E1E1

Color Groupin



Here are some suggested color combinations that work especially well together, using primary, secondary, and impact colors. TRICARE dark blue must be one of the colors. It is important to remember that when using any of the colors as text, the contrast between the foreground and background must be at least 4.5:1 to ensure legibility. You can use <https://webaim.org/resources/contrastchecker/> to check color contrast.



Color in action

Here is an example of how to combine the TRICARE color palette into a designed document. In this example, the large TRICARE dark blue headline draws attention and is supported by the lighter weight TRICARE light blue subhead. TRICARE red is used as an impact color to draw attention to important elements. Although each document will be different, your use of color should achieve an overall brand color balance.

Primary ●

Secondary ●

Impact ●

Body ●

TRICARE
FACTS AND FIGURES

MILITARY HEALTH SYSTEM* FACTS AND FIGURES

Our Beneficiaries: 9.6 MILLION

HEALTH & DENTAL FACILITIES

ANNUAL PATIENT CARE AT-A-GLANCE

Military Hospitals	50	109.9 Million Outpatient Visits	979.9 Thousand Inpatients Admitted
Military Medical Clinics	425	109.3 Thousand Number of Births	114 Million Prescriptions Filled
Dental Facilities	248		

*DATA PROJECTED FOR FISCAL YEAR 2020

Accessibility

“Accessibility” is the inclusive practice of designing so people with disabilities can engage equitably. As a public agency, TRICARE and DHA must comply with the accessibility standards set by WCAG 2.1 (<https://www.w3.org/WAI/standards-guidelines/wcag/glance/>) for any materials that are used online, including all web content and any documents that can be accessed or downloaded from the website. While there are no specific standards for print materials, it is best practice to use the same applicable guidelines for maximum accessibility.

With regard to color, the general rule of thumb is that higher contrast colors should be used together to maximize legibility for readers with low vision or color blindness. Not all of the TRICARE brand colors can be used together. Below are some brand color combinations where contrast between the foreground and background is at least 4.5:1 to ensure legibility of text. You can use <https://webaim.org/resources/contrastchecker/> to check color contrast.

TRICARE dark blue text on white background
TRICARE medium blue text on white background
TRICARE red text on white background

White text on TRICARE dark blue background
TRICARE yellow text on TRICARE dark blue background

White text on TRICARE medium blue background

Black text on TRICARE light blue background

White text on TRICARE red background

Black text on TRICARE yellow background
TRICARE dark blue text on TRICARE yellow background

5. Program Trademarks

The following is a listing of the TRICARE program option names and their correct usages with trademark symbols.

TRICARE Prime®

TRICARE Select®

TRICARE Reserve Select®

TRICARE Retired Select®

The program option names do not have individual logos; they should be typeset in accordance with the recommended TRICARE fonts. See page 12 for typography guidelines. In text, the program option names should match the font of the surrounding text.

The Registration Mark

The registration mark symbol ® is required when using the wordmark in both print and electronic formats. The first use of the wordmark should be marked with the registration symbol. However, use of the TRICARE wordmarks within the body of a document does not require the use of the registration mark. Once marked, subsequent references do not require repeated marking.

If you are using “TRICARE Prime,” “TRICARE Select” “TRICARE Reserve Select” or “TRICARE Retired Reserve” as a wordmark, only the program name should be registered. The word “TRICARE” is not required to be marked separately. For example, the text should read: TRICARE Prime®, not TRICARE® Prime® .

Unacceptable Use

Incorrect use of the TRICARE wordmarks can compromise their integrity and effectiveness as trademarks. Never alter, add to or recreate the TRICARE wordmarks.

- Do not scale the wordmarks in a way that stretches or elongates the marks.
- Do not tint the wordmark colors.
- Do not typeset the program option names using two different colors.
- Do not place the wordmarks on photographs or patterns.
- Do not add other effects to the wordmarks.
- Do not use the wordmarks as motifs or graphic design elements.

See page 11 for visual examples of unacceptable use.

6. Trademark Guide Usage

The TRICARE marks (wordmarks and logo) are registered with the United States Patent and Trademark Office as trademarks of the U.S. Department of Defense (DOD), Defense Health Agency (DHA). The symbol ® denotes that these marks are registered trademarks and may be used only by the DHA and its authorized partners and licensees. The registered ® symbol signifies that the DHA has the exclusive right to use the TRICARE marks in connection with its goods and services. The infringement of DHA's exclusive right to the TRICARE marks shall subject the infringer to such penalties as are provided for in the Trademark Act (15 U.S.C. §§1111-1129).

The following guidelines further protect the TRICARE marks from infringement:

1. DHA's trademarks should be used in their exact form. Any alterations can jeopardize their protected legal status.
1. Always capitalize TRICARE when it appears in text. If it appears in lower case or a combination of upper and lower case, it can be confused with ordinary words, rather than signify the name of a worldwide health care program serving uniformed service members, retirees, families, and others entitled to DOD medical care.
1. The first and most prominent use of the word "TRICARE" should be marked with ® as shown below. However, use of the TRICARE wordmarks within the body of a document do not require the use of the registration symbol. Once marked, subsequent references do not require repeated marking.

TRICARE®

TRICARE Select®

TRICARE Retired Reserve®

TRICARE Prime®

TRICARE Reserve Select®

Whenever the TRICARE logo or wordmark are used by partner or affiliated organizations on any commercial material, the following statement must appear in a clear, easily readable position on the material: "TRICARE is a registered trademark of the Department of Defense, Defense Health Agency. All rights reserved."



**Defense Health Agency
Communications Division**

7700 Arlington Boulevard Falls
Church, VA 22042

TRICARE is a registered trademark of the Department of Defense, Defense Health Agency. All rights reserved.