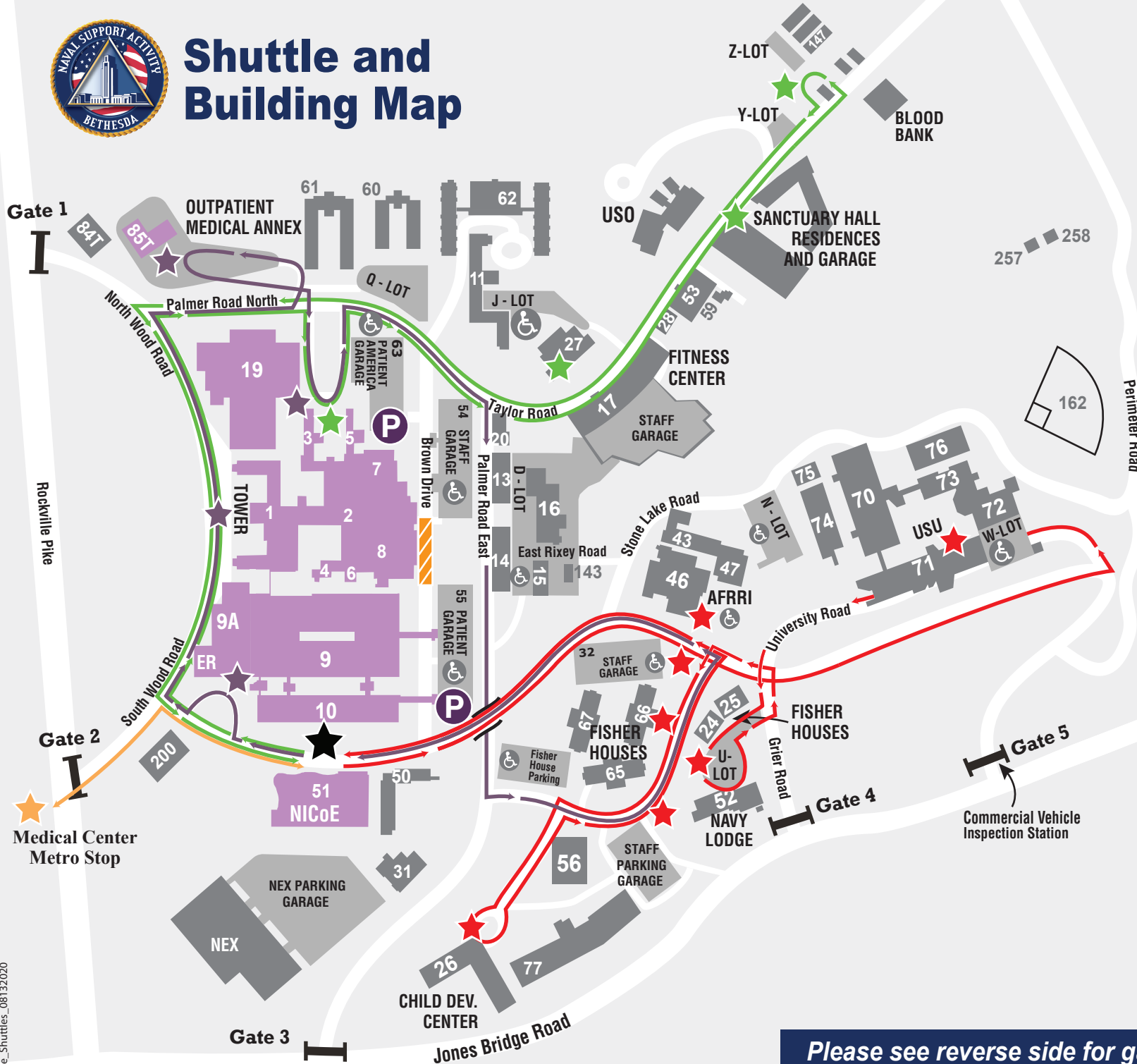




Shuttle and Building Map



 **Hospital**

 **Patient and Visitor Parking**


Parking is limited. If found in an unauthorized space, you may be ticketed or towed.

 **Section of Road Closed**


SHUTTLE HOURS Monday — Friday:

 **BUILDING 10**
Start of All Shuttle Routes

 **Green Line Shuttle Stop and**

 **Red Line Shuttle Stop**
5:30 a.m. – 9:00 a.m.
2:45 p.m. – 6:30 p.m.

 **Metro Shuttle Stop**
5:30 a.m. – 6:30 p.m.

 **Purple Line Shuttle Stop**
5:30a.m. – 6:30p.m.

Please see reverse side for gate and shuttle information.

PURPLE LINE

(Medical Center Circulator):

Hours of Operation:

5:30 a.m. to 6:30 p.m.

Stops on Route:

- Building 10
(Main Hospital Lobby)
- Building 9A (Emergency Room)
- Building 1 (Tower)
- Building 85T (Outpatient Medical Annex)
- Building 19 (America)
- Back to Building 10
(Main Hospital Lobby)

GREEN LINE:

North Campus

Hours of Operation:

5:30 a.m. to 9:00 a.m.
2:45 p.m. to 6:30 p.m.

Stops on Route:

- Building 10
(Main Hospital Lobby)
- Building 19 (America)
- Sanctuary Hall Residences/USO
- Parking Lot Z
- Building 27
- Back to Building 10
(Main Hospital Lobby)

RED LINE:

South Campus

Hours of Operation:

5:30 a.m. to 9:00 a.m.
2:45 p.m. to 6:30 p.m.

Stops on Route:

- Building 10
(Main Hospital Lobby)
- Building 32 (Staff Garage)
- Parking Lot W (USU)
- Building 52 (Navy Lodge)
- Building 66 (Fisher House)
- Building 26 (Child Development Center)
- Building 57
(Staff Garage)
- AFRRl
- Back to Building 10
(Main Hospital Lobby)

METRO SHUTTLE:**Hours of Operation:**

5:30 a.m. to 6:30 p.m.

Stops on Route:

- Building 10
(Main Hospital Lobby)
- Medical Center Metro Stop
- Back to Building 10
(Main Hospital Lobby)



Gate 1 (North Gate)

Gate 2 (South Gate)

Gate 3 (NEX Gate)

Gate 4 (Navy Lodge Gate)

Gate 5 (University Gate)

Scan Code for Current Gate Information, or Visit:
https://www.cnmc.navy.mil/regions/ndw/installations/nsa_bethesda/about/gateinfo.html

